



Global Innovator

S U M M I T

User Guide

GET TO KNOW THE ENVIRONMENT

Make the most of your experience at the 2021 Global Innovator Summit by reviewing this document

The Navigation tool bar



- **Lobby** – The Lobby acts as the hub of the Summit. If you ever get “lost” in the environment, simply navigate back to the Lobby by clicking on the Lobby icon to begin your journey again
- **Auditorium** – Visit the Auditorium to view Dr. Dzau's Welcome Remarks, Keynote Speaker Presentations, and Catalyst and Accelerator Awardee Announcements.
- **Help Desk** – The Help Desk will be crewed by representatives from 6Connex during Summit live times to answer questions you may have.
- **Poster Hall** – Visit the poster hall to view all our Catalyst Awardee's posters to learn more about their award-winning, innovative projects
- **Sponsor Hall** – Visit the Sponsor Hall to find more information on our sponsors.
- **Breakout Sessions** – Please visit the Breakout Session Rooms to participate in live Zoom sessions with the expert and role model discussants. You can view breakout session options by date/time or sort by topic area.
- **Attendees** – This icon opens a list of attendees currently in the Summit environment. From here you can: chat (video) with an attendee directly by clicking on the green chat bubble to the right of their name, click on a person’s name to view their profile, search a specific person using the search box, and/or sort the list by first/last name or title.
- **Chat** – This icon opens up a chat box at the bottom right of your screen that allows you to: start a new chat, add people to an existing chat, or leave a chat you are currently in.
- **Briefcase** – This icon opens up your briefcase, where you can save and store resources. Learn more about how your briefcase works in the Extras section of this document.



ROOMS WITHIN THE ENVIRONMENT:

Lobby

When you log in to Global Innovator Summit you will land in the main Lobby. From the Lobby you can visit the various other rooms at the Summit by:

- Clicking on the room in the navigation toolbar at the bottom of the screen.
- Clicking on the room's name within the Lobby environment (see photo below).




Photo courtesy of Mueller Associates & photographer Robert Benson Photography

ROOMS WITHIN THE ENVIRONMENT:










Auditorium - Viewing Keynote and live sessions

- To view live sessions, click on “Click here for live sessions” and a content window will list the live or scheduled sessions. When a Session is live you will see the live icon next to the launch button.
- To view sessions that have concluded, click on the "previous sessions" icon.
- To go into any session, you will simply click “Launch” beside the session title. During the live sessions, the video will only be available to start at the scheduled time. If you enter a live session prior to its start time, you will see a welcome message that will remain on the screen until the session starts. All other sessions previously aired will be available to view on demand by clicking “previous sessions.”
- Connect with NAM by clicking on the social media icons and use the hashtag #GLOBALINNOVATORSUMMIT in your posts/mentions.
- Please note that Q&A will only be available during the live sessions and not for on-demand viewing.
- See a preview of the auditorium on the next slide.



Global Innovators Summit Live Sessions

Filter By: All ▼

 	<p>Launch <input checked="" type="checkbox"/> Welcome Remarks</p> <p>Welcome remarks for the inaugural Healthy Longevity Global Innovator Summit.</p>	<p>★★★★★</p> <p>Share ▼</p> 
	<p>Scheduled <input checked="" type="checkbox"/> Healthy Longevity Global Competition: Vision and Opportunities</p> <p>This session will include an overview of the Healthy Longevity Global Competition followed by a conversation with the principles of the global collaborator/Catalyst sponsor organizations.</p>	<p>Countdown</p> <p>Share ▼</p> <p> 30 03 days 20:27:51 September 13th 2021, 7:15 am</p> 
	<p>Scheduled <input checked="" type="checkbox"/> Visionary Keynote: Robert Langer</p> <p>Dr. Langer will discuss his experience as a scientist, inventor, and entrepreneur in the fields of biotechnology and healthy longevity.</p>	<p>Countdown</p> <p>Share ▼</p> <p> 30 03 days 21:47:51 September 13th 2021, 8:35 am</p> 

ROOMS WITHIN THE ENVIRONMENT:

Help Desk

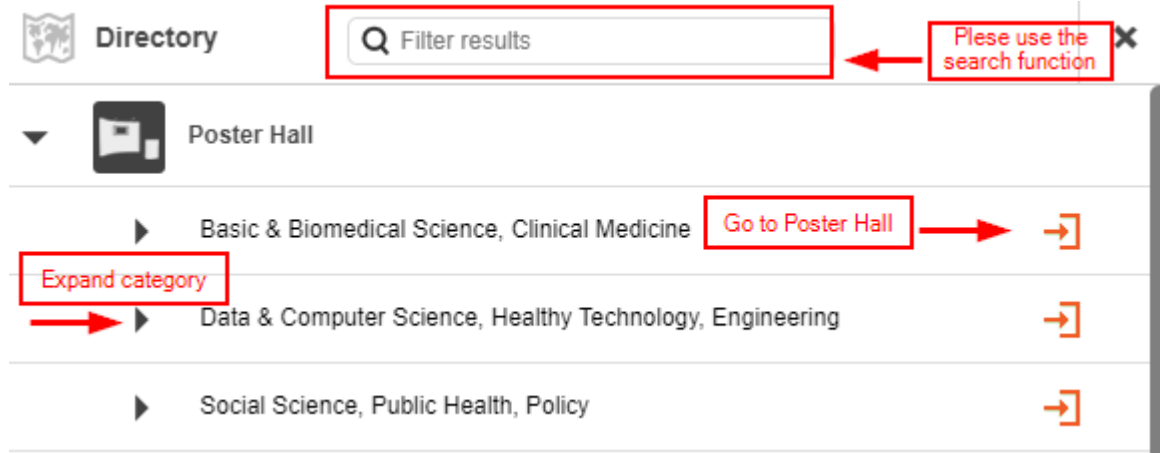
The Help Desk is where you can go to ask any and all technical questions you may have regarding the event, as well as troubleshoot any technical issues that may arise.

- The Help Desk chat will be monitored as follows:
 - Technical Chat with 6Connex:
 - September 13 | 8:00a – 12:00p EST
 - September 14 | 7:00a – 12:00p EST
 - September 22 | 7:00a – 12:00p EST
- At the Help Desk you can also view the [Global Innovator Summit Agenda](#) and check out the Quick Tips guide, by clicking on the corresponding images.

ROOMS WITHIN THE ENVIRONMENT:

Poster Hall

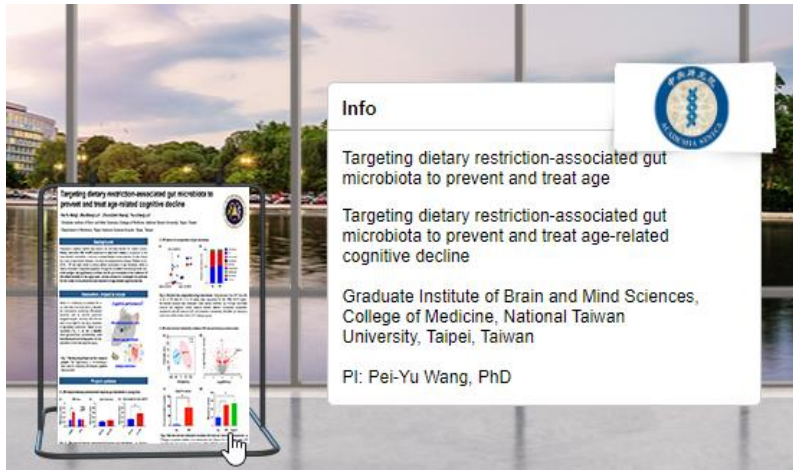
To navigate the Poster Hall click on the navigation bar icon at the bottom of your screen. It will take you to the poster hall directory where you can search using a keyword, by expanding the three categories listed, or directly going to the hall by clicking on the next page icon.



ROOMS WITHIN THE ENVIRONMENT:

Poster Hall (continued)

Inside the Poster Hall you will find all the posters. **Hover over** the poster thumbnail to view the quick poster info window



Left: Please **click on the poster** thumbnails to view the full poster details including a video (if applicable), and chat with the awardee team.

Right: You can also use the **Exhibitor Directory** to search for a specific poster of your interest.

Basic & Biomedical Science, Clinical Medicine

[Mechanism of gut microbiota-regulated cardiac repair after infarction in aged mi](#)

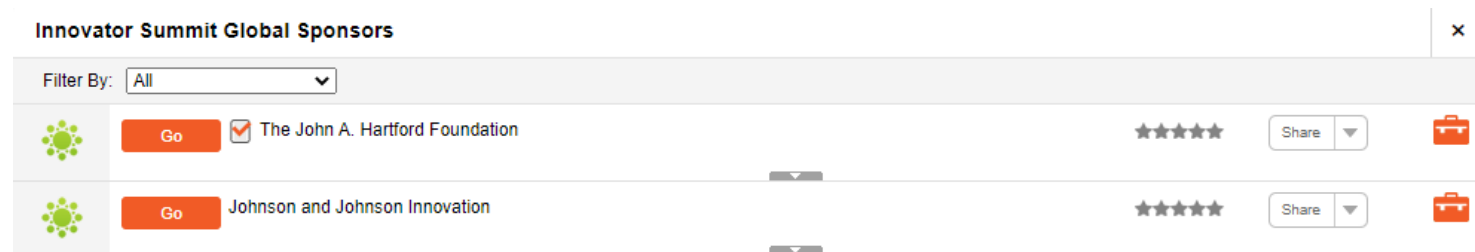
Institute of Biomedical Sciences, Academia Sinica, Taipei, Taiwan Patrick C.H. Hsieh, MD, PhD

ROOMS WITHIN THE ENVIRONMENT:

Sponsor Hall

In the Sponsor Hall you can visit each sponsor's booth in two ways:

- By clicking on the categories listed on window on the left-hand side of the sponsor hall and the clicking "go" on the sponsor of your choice. You can rate the sponsor by clicking on the stars icon or add the content to your briefcase using the briefcase icon.



- By clicking on the Sponsor logo on the center stage window.



EXTRAS

Editing your profile:

To edit your profile, once you've logged into the environment, look to the upper right corner of your screen for the gear icon.



When you click on the icon you will be offered four options:

- **Edit Registration Info:** Add a profile picture and/or change your name and other personal information that is seen if people click on your name.
- **Profile Settings:** Control what profile information you would like to make visible to other attendees.
- **Email Inbox:** View emails you've received from other attendees.
- **Logout:** Logout of the Summit environment.

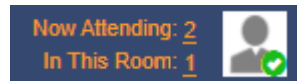
Fixing Your View:

Depending on the size of your computer screen and the zoom you have your internet browser set to, you may not be seeing the full room. To adjust the zoom, you will need to go into your browser settings. A zoom of 80% tends to be a good setting for your standard laptop screen.

In This Room:

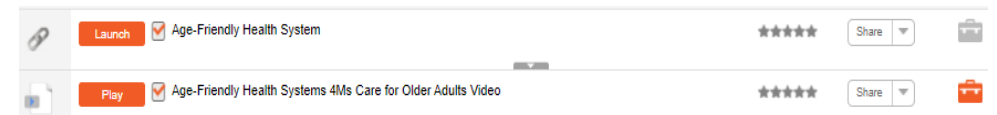
Curious as to who is visiting the same room you are currently in? Look up to the top right of the room you are in, beside your profile picture, and click on the number that appears beside **"In This Room."** This will show you a list of who is currently in the same room as you; it fluctuates often as people come and go.

After clicking on the number, a list will pop up to show you exactly who is in the room you are currently in. You are able to click on attendee's names to see their information, as well as begin a chat with that person by clicking on the **green Chat icon** to the right of their name.



Briefcase:

Think of your briefcase as your electronic swag bag! When you first arrive at the Global Innovator Summit, you will notice that it has already been populated with some great information for you to review at your leisure. Much like a swag bag at an in-person Summit, you can continue to populate it with more materials you would like to collect as you journey through the Summit. You can collect and store content from throughout the Summit environment whenever you see an **orange Briefcase icon** to the right of the content you are viewing. When it is in your Briefcase the icon will change from orange to grey.



Leaderboard

We have set up gamification throughout the environment that allows you to earn points for interacting and engaging in the Global Innovator Summit.

To learn more about how you can earn points and to see where you stand in the leaderboard, simply click on the trophy icon in the upper right corner of your screen.



Note: Points can only be accumulated over the live days September 13, 14 and 22, 2021. The leaderboard will close at 12 p.m. on September 22.